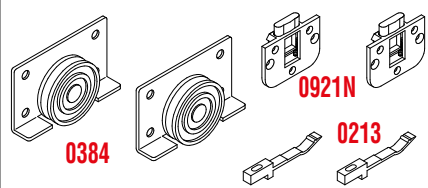






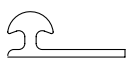
KIT 0921-384NN - MAX 30 KG

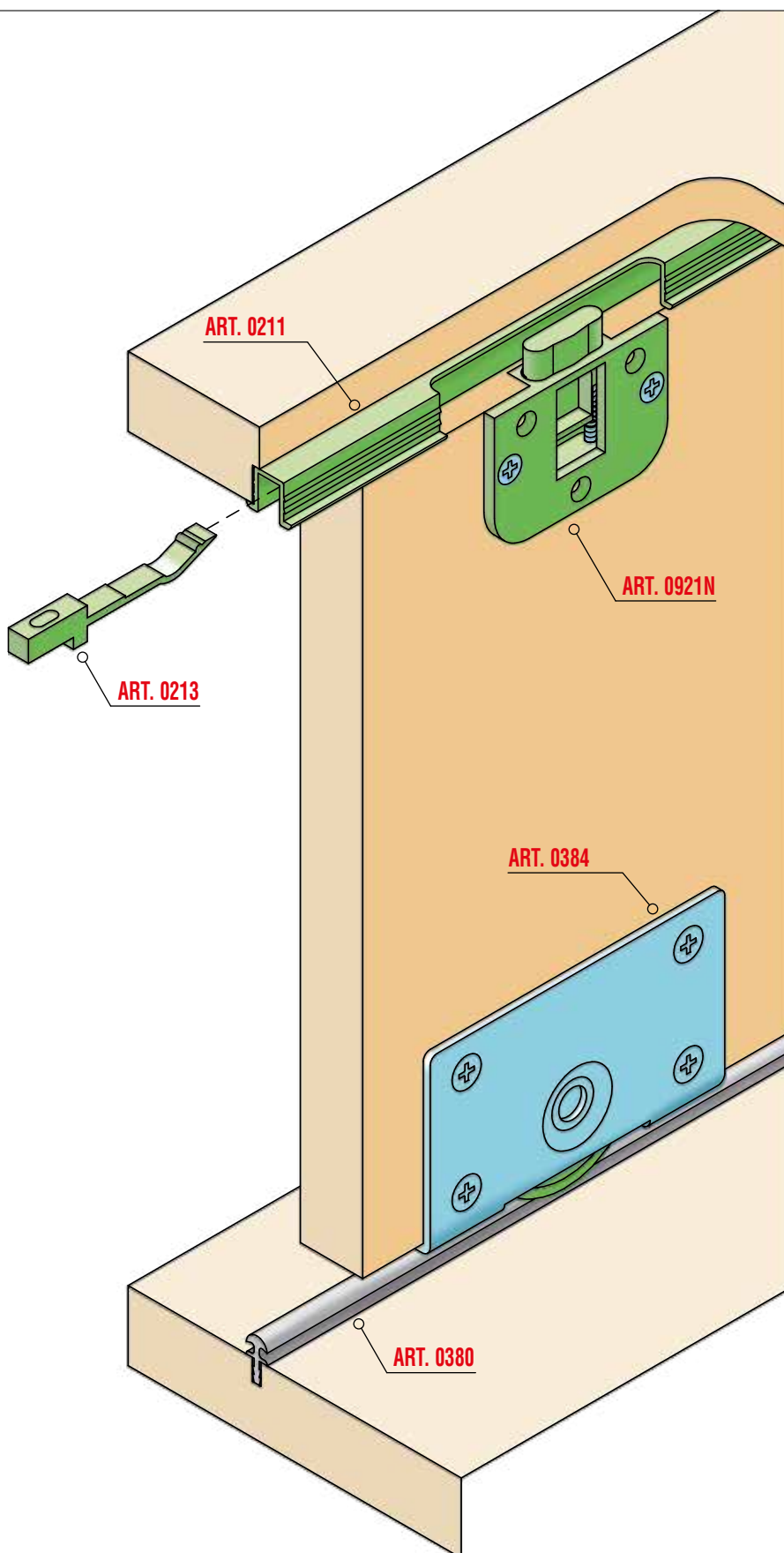


Legenda KIT / Kit Legend

0384	Carrello inferiore con cuscinetto Ø45 <i>Lower truck with ball bearing Ø45</i>
0213	Fermo superiore per profilo Art. 0211 <i>Upper stopper for profile Art. 0211</i>
0921N	Catenacciolo superiore <i>Upper security chain</i>

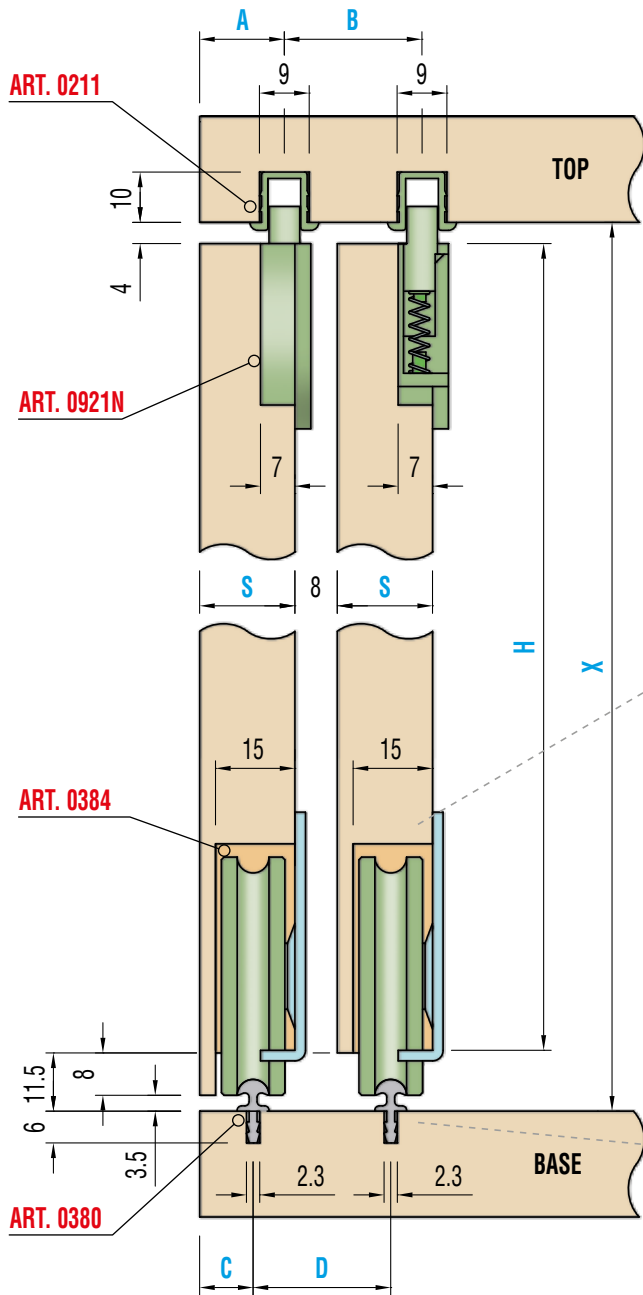
Legenda altri componenti Legend other items

0211		Profilo plastica superiore <i>Upper plastic profile</i>
0380		Profilo alluminio inferiore <i>Lower aluminium profile</i>
0300		Profilo alluminio inferiore <i>Lower aluminium profile</i>





Sezione verticale / Vertical section

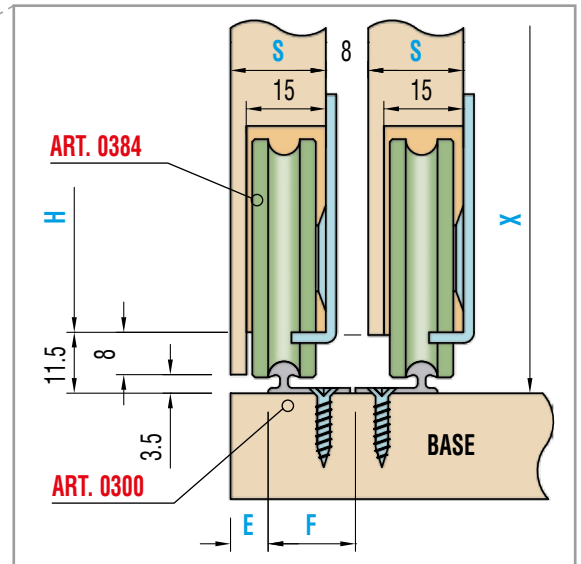


Peso massimo anta Kg. 30
Maximum door weight Kg 30

A =	S* - 2
B =	S* + 8
C =	S* - 8
D =	S* + 8
H =	X - 15,5

S* (spessore / thickness)
min.18

Variante
Special version



E =	S* - 11
F =	S* - 1,5
H =	X - 15,5

Schema Foratura ante / Doors drilling

